


Phonics

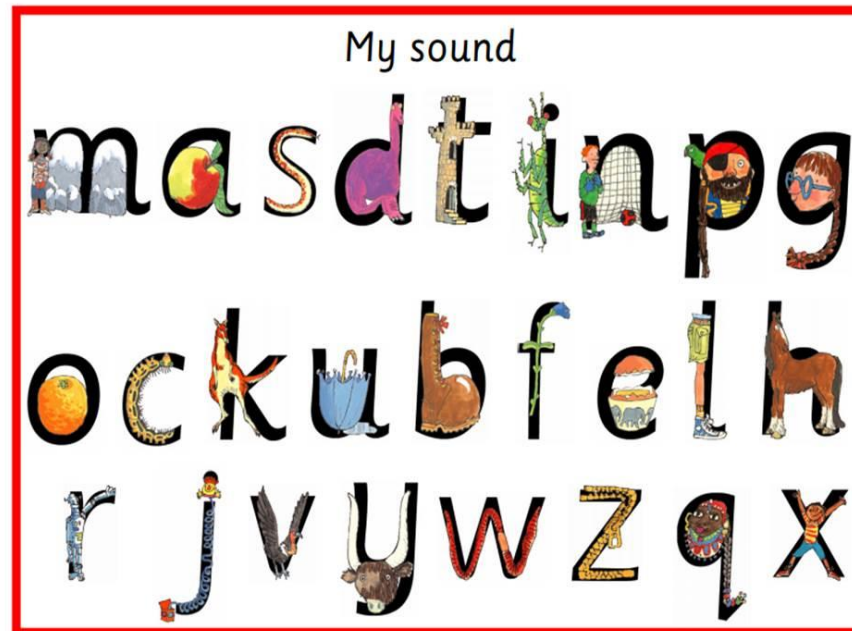
Workshop

29th November 2017





In school, we follow the Read Write
Inc programme.




At the heart of Read Write Inc. Phonics is the systematic teaching of all the common sounds in the English language (RWI calls these the Speed Sounds).

Children are taught to recognise the sounds and to put them together ('sound blend' them) into words for reading.

Children are taught one way of representing the 44 main sounds of English first, and then go on to learn the alternative spellings later on.

Read Write Inc. introduces the simple Speed Sounds (one sound, one grapheme) with Speed Sounds Set 1 and Set 2. They then learn more ways of writing the same sounds with the complex Speed Sounds Set 3. Children are taught letter **names** before moving on to Speed Sounds Set 3.

Once children know the first set of Speed Sounds, they are ready to read the first school books and begin to develop comprehension skills.



Speed Sounds Set 1

m - a - s - d - t - i - n - p - g -
o - c - k - u - b - f - e - l - h -
sh - r - j - v - y - w - th - z -
ch - qu - x - ng - nk



Speed Sounds Set 2

ay — ee — igh — ow — oo — oo —
ar — or — air — ir — ou — oy



Speed Sounds Set 3

Alternative spellings

a-e — ea — i-e — o-e — u-e — aw — are
— ur — er — ow — ai — oa — ew — ire —
ear — ure — tious — tion





SEGMENTING

○ Breaking down words for spelling.

cat

c a t ○



SEGMENTING

Queen


qu ee n



BLENDING

Building words from phonemes to read.

c a t



cat



BLENDING

Qu ee n



queen



WORD TIME



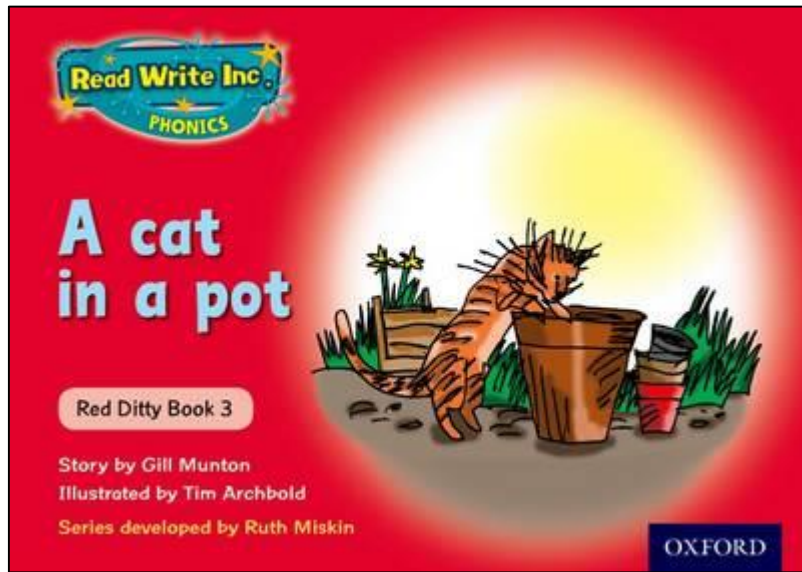
c

a

t




DITTIES AND STORY BOOKS



Partner reading

Expert reading



Hold a sentence

Build a sentence



However!

Not all words in the English language are phonetically decodable, some words need to be learnt from memory.

I
You
Said
The
Your
Was




RESOURCES

<http://www.phonicsplay.co.uk>

NewWord

0

sock



Click on the picture that matches the word.

The image is a screenshot of a phonics game interface. It features a light blue background with a green grass strip at the bottom. In the top left, there is a green box with the text 'NewWord'. In the top right, there is a red '0'. The word 'sock' is written in the center. Below the word is a 2x2 grid of four square frames, each containing a different image: a blue and yellow pen, a green mug, a pink pig, and a purple sock. At the bottom, there is a red instruction: 'Click on the picture that matches the word.'



13 FUN Phonics activities and games

